



EXTERIOR 12V SURFACE MOUNTED STEP LIGHTS IP65

Exterior Lighting



STE12
(Aged Bronze)



STE23
(Antique Bronze)



STE25
(Matte Black)

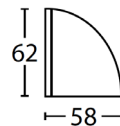
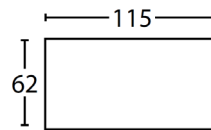


STE24
(Matte Black)

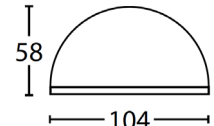
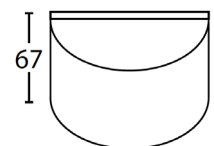
- Input voltage: 12-24V
- External 12V control gear required
- CLA recommended drivers: OTTER series
- Material: solid bronze or Aluminium
- Lamp holder: G4 (Max.20W)
- Globe not included

Recommended CLA LED globes: G401, G403, CLAL1.58 Series, CLAG4L3CW/WW & CLAG4L15CW

	IP65 Rated	2YEAR Replacement Warranty
--	----------------------	---



STE12 & 25



STE23 & 24

Part No.	Description	Colour	Lamp holder	Max. Watt	Box Weight	Box Dimensions	Carton QTY
STE23	WALL 12V S/M Antique Bronze Curved G4 BI PIN	Antique Bronze	1xG4	20W	0.9kg	11x9x7cm	1/10
STE12	WALL 12V S/M Bronze Lge Curved G4 BI PIN	Aged Bronze	1xG4	20W	1.0kg	9x6.5x5.5cm	1/10
STE24	WALL 12V S/M Matte Black Curved G4 BI PIN	Matte Black	1xG4	20W	0.3kg	11x7x8cm	1/20
STE25	WALL 12V S/M Matte Black Large Curved G4 BI PIN	Matte Black	1xG4	20W	0.3kg	11x7x8cm	1/20